



*The Golden Thimble*

<http://www.thegoldenthimble.com>



Cut 4 squares that are  $2 \frac{3}{4}$ "



Cut 4 squares that are  $3 \frac{1}{2}$ "



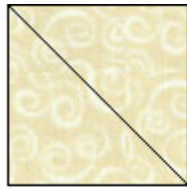
Cut 4 squares that are  $3 \frac{7}{8}$ " and then subcut these into 8 triangles




Cut 4 squares that are  $3 \frac{7}{8}$ " and then subcut these into 8 triangles



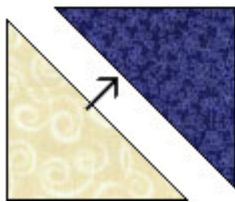
Cut 4 squares that are  $3 \frac{1}{2}$ "



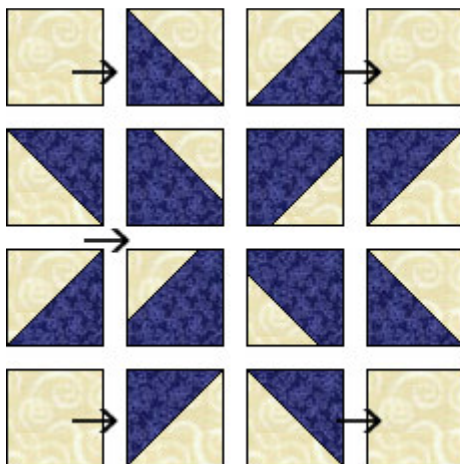
Take the 4 cream squares that are  $2\frac{3}{4}$ " and mark a diagonal line on the wrong side of each square. This will be your sewing line.



Lay the  $2\frac{3}{4}$ " square on the corner of the  $3\frac{1}{2}$ " blue square and sew on the line. Trim to  $\frac{1}{4}$ " seam allowance and press open. Repeat this procedure for the remaining 3 blue  $3\frac{1}{2}$ " squares for a total of 4 units.



Using a  $\frac{1}{4}$ " seam allowance, sew the cream and blue triangles together as shown. Press open



Using a  $\frac{1}{4}$ " seam allowance, sew your block together as shown. Press. Your block should measure  $12\frac{1}{2}$ " Unfinished!

