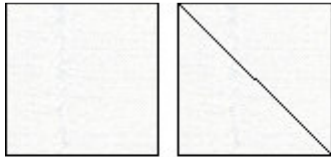
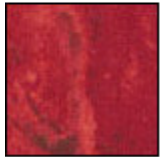


Spool and Bobbin

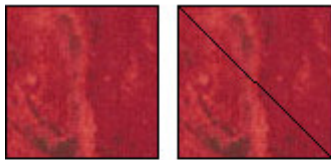
12" Finished Block



Cut 2 squares at $3 \frac{7}{8}$ " and then subcut these into 4 triangles



Cut 2 squares that are $3 \frac{1}{2}$ "



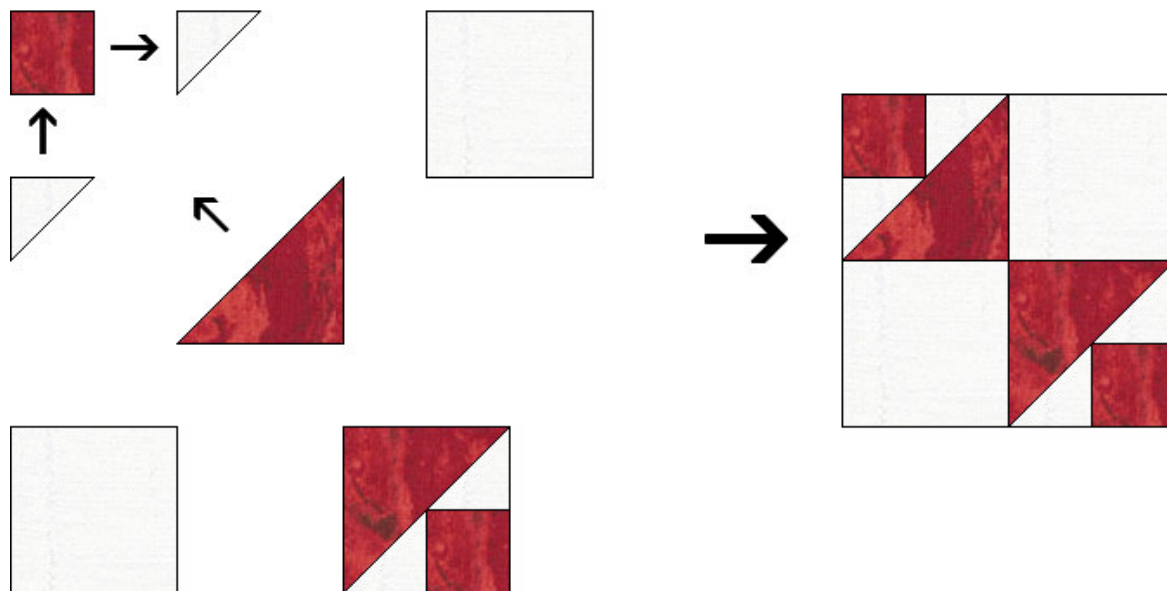
Cut 1 square that is $6 \frac{7}{8}$ " and then subcut this into 2 triangles




Cut 2 squares that are $6 \frac{1}{2}$ "

Using a 1/4" seam allowance sew the block together using the picture as your guide and press.

Your block should now measure 12 1/2" Unfinished!



© Copyright 2008 All rights reserved, Rebecca Kuck, St. Mary's, Ohio, USA. All quilt patterns and images are the property of Rebecca Kuck for The Golden Thimble. The pattern cannot be copied and distributed or displayed on websites without my permission. This pattern is not intended for commercial use in any form, and is provided only for home and personal use only.



This quilt measures 70" by 82"
There are a total of 30 blocks in this quilt
The border is vertical straight and is 4" wide

Required Yardage

2 $\frac{7}{8}$ yards of Red
2 $\frac{1}{2}$ yards of white on white
 $\frac{7}{8}$ yard of binding of choice
Full size Batting
4 $\frac{5}{8}$ yards of backing fabric using pieced vertical seams