


Spiral Log Cabin

Finished block measures
12" high and 12" wide



Cut 2 rectangles, one from the blue fabric and one from the white fabric that are $2\frac{1}{4}$ in. High by $12\frac{1}{2}$ in. Wide



Cut 3 rectangles, two from the blue fabric and one from the white fabric that are $2\frac{1}{4}$ in. High by $9\frac{1}{8}$ in. Wide



Cut 2 rectangles, one from the blue fabric and one from the white fabric that are $2\frac{1}{4}$ in. High by $7\frac{3}{8}$ in. Wide



Cut 2 rectangles, one from the blue fabric and one from the white fabric that are $2\frac{1}{4}$ in. High by $5\frac{5}{8}$ in. Wide

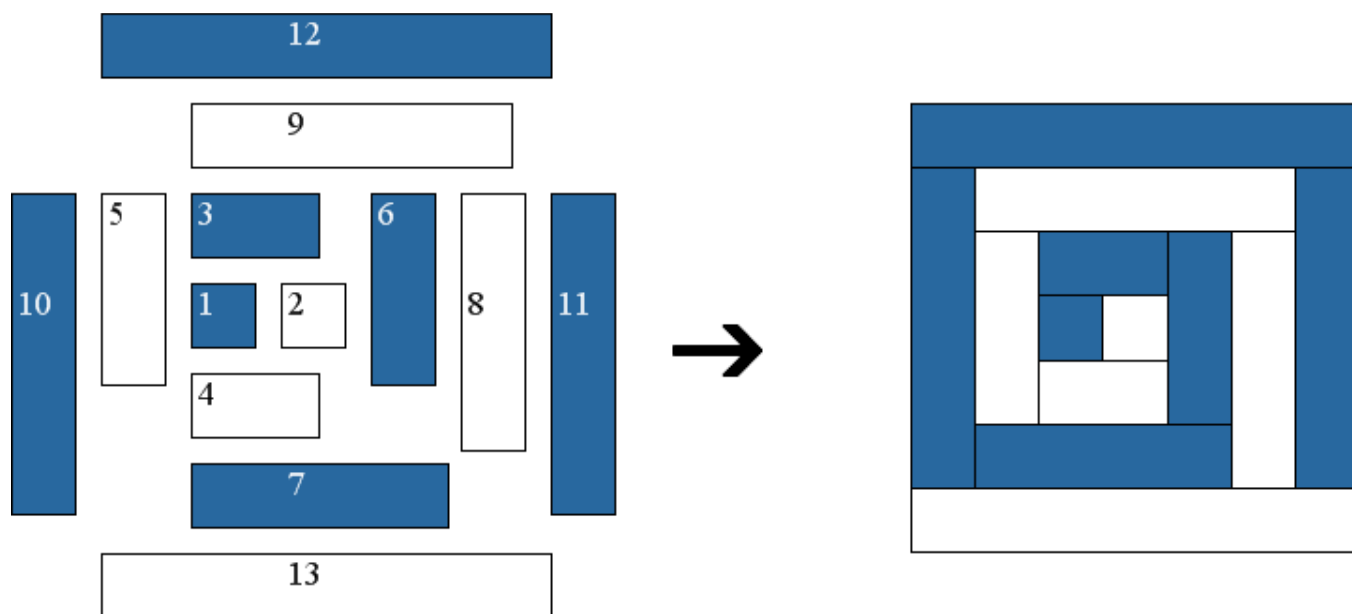



2 Rectangles, one each from the blue fabric and white fabric that are $2\frac{1}{4}$ in. High by $3\frac{7}{8}$ in. Wide



2 Squares, one each from the blue fabric and white fabric that are $2\frac{1}{4}$ "

Using a 1/4" seam, and using the picture and the numbers on each piece as your guide, sew your pieces together and press. Your block should now measure 12 1/2" unfinished.





68" by 80"

Total of 30 blocks in this quilt

2 Borders in blue and white at $1\frac{3}{4}$ " wide with 4, $1\frac{3}{4}$ " cornerstones

1 inch finished binding.

My quilts and blocks are designed using the Quilt-Pro and Electric Quilt design systems

© Copyright 2008 All rights reserved, Rebecca Kuck, St. Mary's, Ohio, USA. All quilt patterns and images are the property of Rebecca Kuck for The Golden Thimble. The pattern cannot be copied and distributed without my permission or displayed on websites or in any type of stores without my permission. This pattern is not intended for commercial use in any form, and is provided only for home and personal use.