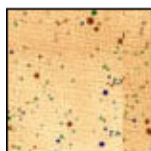


Spinning Star

Finished block measures
12 in. high and 12 in. wide





Cut 8 pieces that are 2 1/2" Square





Cut 8 pieces that are 2 1/2" Square



Cut 1 piece that is 4 1/2" Square



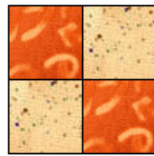
Cut 2 pieces that are 4 7/8 Inch Square
Subcut these into 4 triangles



Cut 2 pieces that are 4 7/8 Inch Square
Subcut these into 4 triangles





Take the 8 light 2 1/2" squares and sew to the 8 medium 2 1/2" squares as shown making a total of 8 pieces like this



Using a 1/4" seam allowance, sew the 8 units together as shown, making a total of 4... 4 patch units



Using a 1/4" seam allowance sew the triangle pieces together as shown making 4 units



© Copyright 2008 All rights reserved, Rebecca Kuck, St. Mary's, Ohio, USA. All quilt patterns and images are the property of Rebecca Kuck for The Golden Thimble. The pattern cannot be copied and distributed or displayed on websites without my permission. This pattern is not intended for commercial use in any form, and is provided only for home and personal use.