
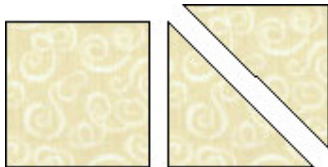


The Golden Thimble


<http://www.thegoldenthimble.com>



Sisters Choice
10" Finished Block



Cut 4 squares that are $2 \frac{7}{8}$ "
and then subcut these into 8
triangles



Cut 4 squares that are $2 \frac{7}{8}$ "
and then subcut these into 8
triangles



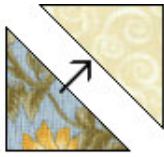
Cut 4 squares that are $2 \frac{1}{2}$ "



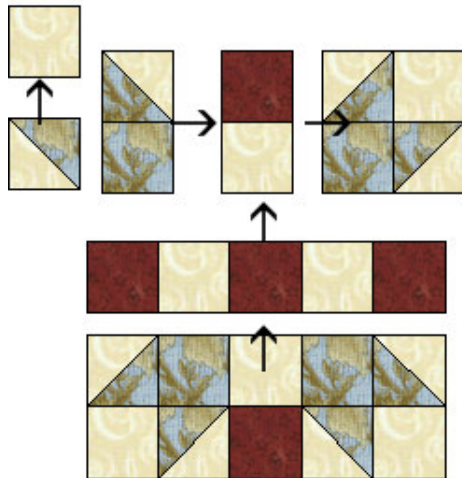
Cut 8 squares that are $2 \frac{1}{2}$ "



Cut 5 squares that are $2 \frac{1}{2}$ "



Using a 1/4" seam allowance sew the 8 cream triangles and the 8 blue triangles and sew together making a total of 8 half square triangle units.



Lay all your pieces out as shown and using a 1/4" seam allowance, sew your block together. Press

Your block should now measure 10 1/2 " unfinished