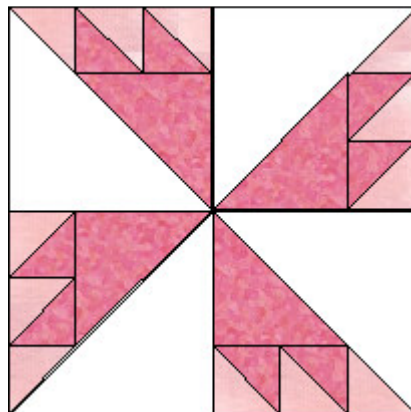




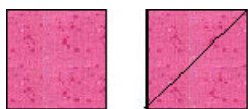
The Golden Thimble

<http://www.thegoldenthimble.com>

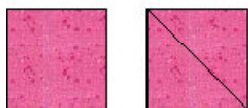


## Rosebud

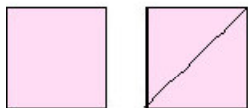
10" Finished Block



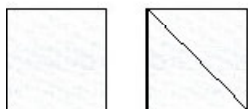
Cut 4 squares that measure  $2 \frac{1}{2}$ " and then subcut these into 8 triangles



Cut 2 squares  $4 \frac{1}{8}$ " and then subcut these into 4 triangles

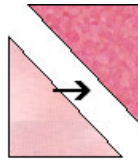


Cut 6 squares that measure  $2 \frac{1}{2}$ " and then subcut these into 12 triangles

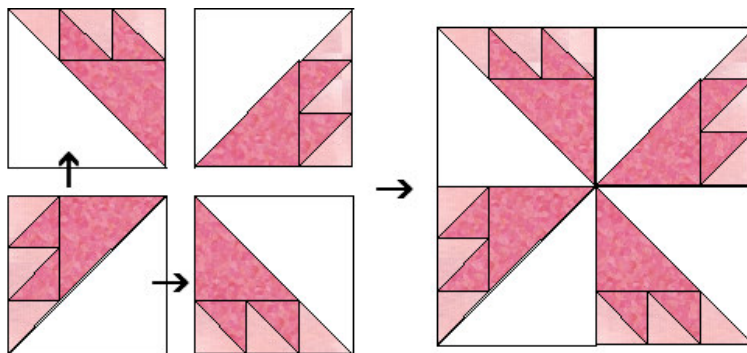
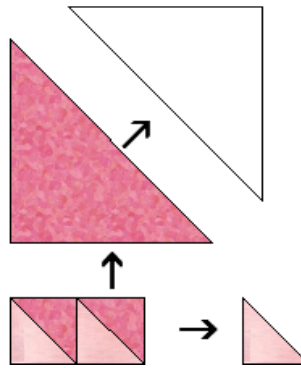


Cut 2 squares  $5 \frac{7}{8}$ " and then subcut these into 4 triangles

Using a 1/4" seam allowance sew the half square triangles together making a total of 8 units.



Using a 1/4" seam allowance sew 2 of the half square triangles units together with 1 of the pink triangles at the end as shown. Then sew pieces together using the picture as your guide. Make 4 of these units.



Using a 1/4" seam allowance sew your 4 units together and press. Your block should now measure 10 1/2" unfinished!