


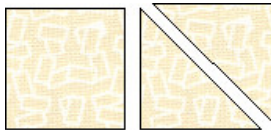
The Golden Thimble

<http://www.thegoldenthimble.com>




## Poinsettia

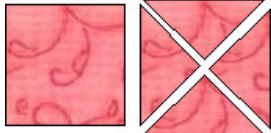
10" Finished Block



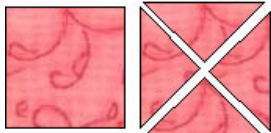
Cut 2 squares that are  $5 \frac{7}{8}$ " and then subcut these into 4 triangles



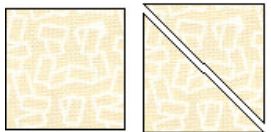
Cut 1 square that is  $7 \frac{7}{8}$ " and then subcut this into 4 triangles...you will only be using 1 of the triangles for this block!



Cut 1 square that is  $7 \frac{7}{8}$ " and then subcut this into 4 triangles...you will only be using 1 of the triangles for this block!



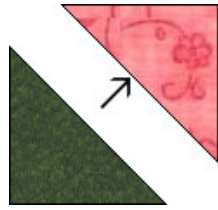
Cut 1 square that is  $4 \frac{5}{8}$ " and then subcut this into 4 triangles




Cut 1 square that is  $4 \frac{1}{4}$ " and then subcut this into 2 triangles



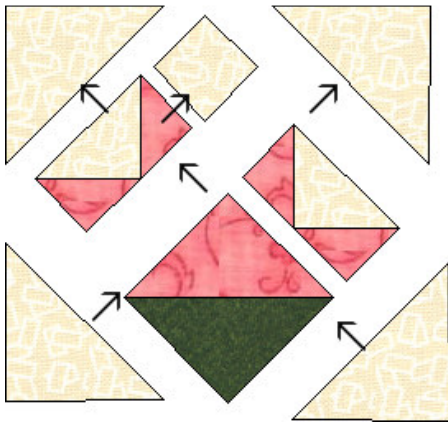
Cut 1 square that is  $2 \frac{7}{8}$ "



Using a 1/4" seam allowance sew the large pink and green triangles together making a total of 1 unit. Press towards the dark and trim little tails.



Using a 1/4" seam allowance sew 2 pink triangles onto 1 cream triangle using the picture as your guide. You will make a total of 2 units. Press



Using a 1/4" seam allowance sew your block together using the picture as your guide. Your block should now measure 10 1/2" unfinished.

