


The Golden Thimble

<http://www.thegoldenthimble.com>

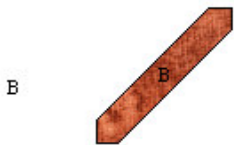


Pine Tree

12" Finished Block



Cut 1 square that is $5 \frac{7}{8}$ " and then subcut this into 2 triangles



Cut 1 piece from the template provided below



Cut 3 squares that are $2 \frac{1}{2}$ "



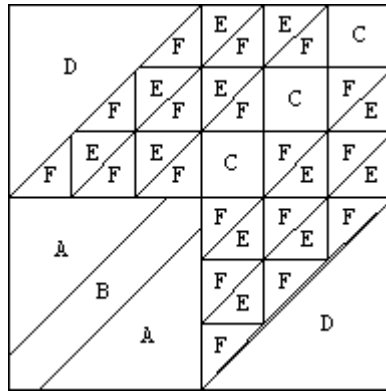
Cut 1 square that is $6 \frac{7}{8}$ " then subcut this into 2 triangles



Cut 6 squares that are $2 \frac{7}{8}$ " and then subcut these into 12 triangles

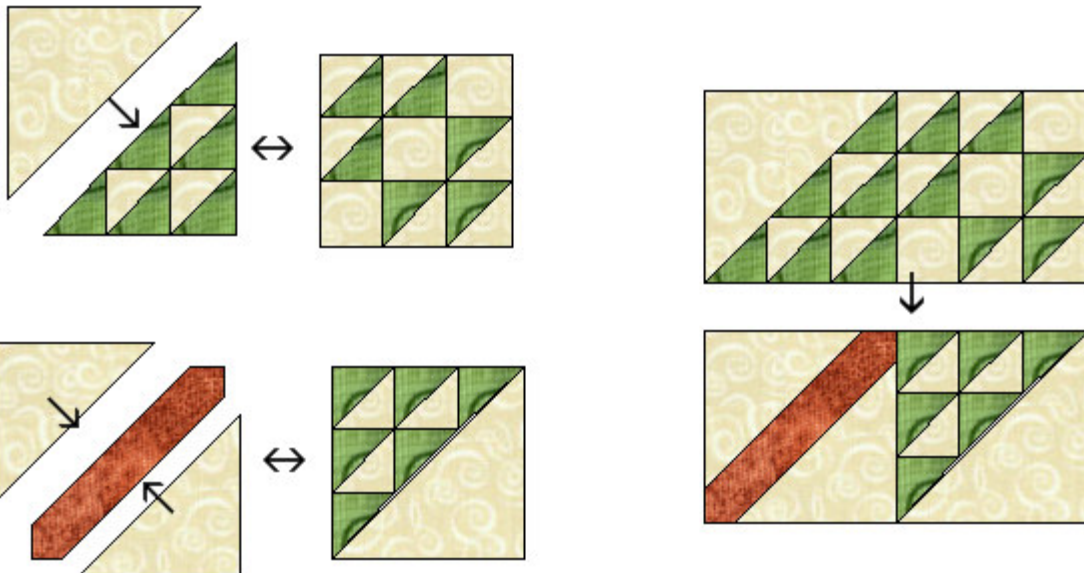


Cut 9 squares that are $2 \frac{7}{8}$ " and then subcut these into 18 triangles



Take your small triangles and using a 1/4" seam allowance sew 12 of green and the cream triangles together. Make a total of 12 units.

Using a 1/4" seam allowance sew your block together as shown. Press



Tree Trunk Template

**this is one
inch when
template is
printed
correctly**

