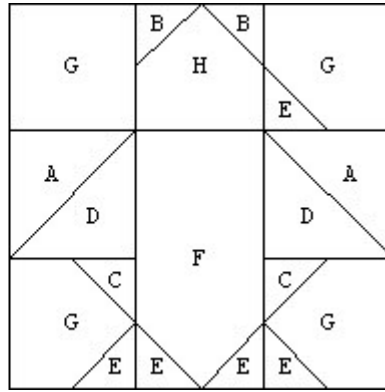



The Golden Thimble

<http://www.thegoldenthimble.com>



Penny Penguin


9" Finished Block



Cut 1 square that is $3 \frac{7}{8}$ " and then subcut this into 2 triangles



Cut 2 squares that are 2" and then draw a line diagonally through the center on the wrong side of each one. This will be your sewing line




Cut 2 squares that are $1 \frac{3}{4}$ " and then draw a line diagonally through the center on the wrong side of each one. This will be your sewing line




Cut 1 square that is $3 \frac{7}{8}$ " and then subcut this into 2 triangles

E



Cut 4 squares that are 1 3/4" Mark a diagonal line through the center on the wrong side on each square. This will be your sewing line.

F




Cut one rectangle that is 3 1/2" wide by 6 1/2" long

G





Cut 3 squares that are 3 1/2"

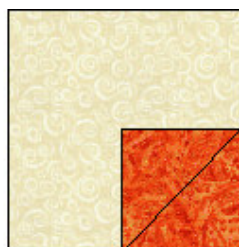
H



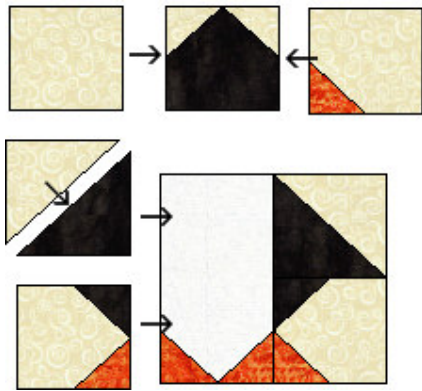
Cut 1 square that is 3 1/2"





Mark a diagonal line through the centers of the small squares. This will be your sewing line.



Sewing on the line, with wrong sides together sew the small block to the larger blocks as shown in the picture. Trim seam allowance to 1/4" and then sew on the black square the same way. Do this for all the small marked squares.



Using a 1/4" seam allowance
 sew your block together using
 the picture as your guide. Your
 block should measure 9 1/2"
 unfinished.



38" Wall Hanging

1 yard Cream

1/2 yard Black

1/4 yard of Orange and Off White

3/8 yard for Binding of Choice

1 yard Backing Fabric of Choice

Crib size cotton batting