


Peace and Plenty

12' Finished Block



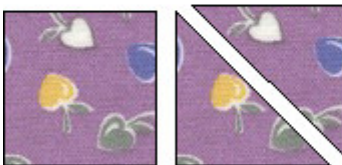
Cut one square that is $7 \frac{1}{4}$ " ,
then subcut this into 4 triangles



Cut one square that is $7 \frac{1}{4}$ " ,
then subcut this into 4 triangles



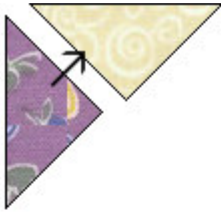
Cut two squares that are $3 \frac{7}{8}$ "
then subcut these into 4 triangles



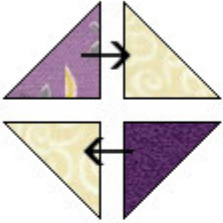
Cut two squares that are $3 \frac{7}{8}$ "
then subcut these into 4 triangles




Cut four squares that are $3 \frac{7}{8}$ "
then subcut these into 8 triangles



Using a 1/4" seam allowance sew the large triangles together as shown. Make a total of 4 units.



Using a 1/4" seam allowance sew the smaller triangles together as shown. Make a total of 4 units.



Using a 1/4" seam allowance sew your block together as shown. Press