

## Nine Patch Love

12" Finished Block



Cut 4 pieces that are 2 1/2" squares



Cut 1 square that is 7 1/4" and then subcut into 4 triangles



Cut 5 pieces that are 2 1/2" squares



Cut 2 squares that are 6 7/8" and then subcut these into 4 triangles




Using templates provided, cut 8 leaves

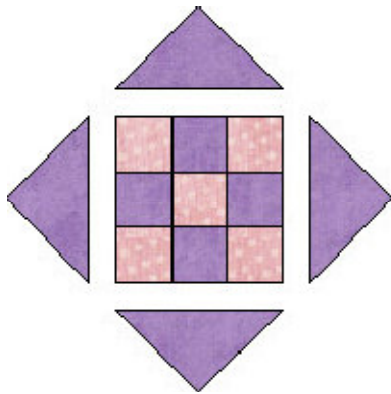


Using templates provided, cut 4 hearts






Using a 1/4" seam sew your nine patch center as shown

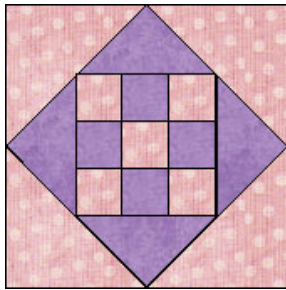


Using a 1/4" seam, sew on the purple triangles, top and bottom and then top and bottom. Press and trim little "ears"




Using a 1/4" seam, sew on the purple triangles, top and bottom and then top and bottom. Press and trim little "ears"





Your block will now measure 12 ½ " by 12 ½ " square.  
Using the appliqué method of your choice, appliqué  
the hearts and leaves onto your block using the picture  
as a guide.



***Please Note:*** Seam allowances are not provided on your templates!  
If using needle turn appliqué you will need to add a seam allowance!

