



Mrs Kellers Nine Patch

Finished block 12 in. high and 12 in. wide



Cut 6 squares that are 3 1/4" and then subcut these into 12 triangles



Cut 6 squares that are 3 1/4" and then subcut these into 12 triangles

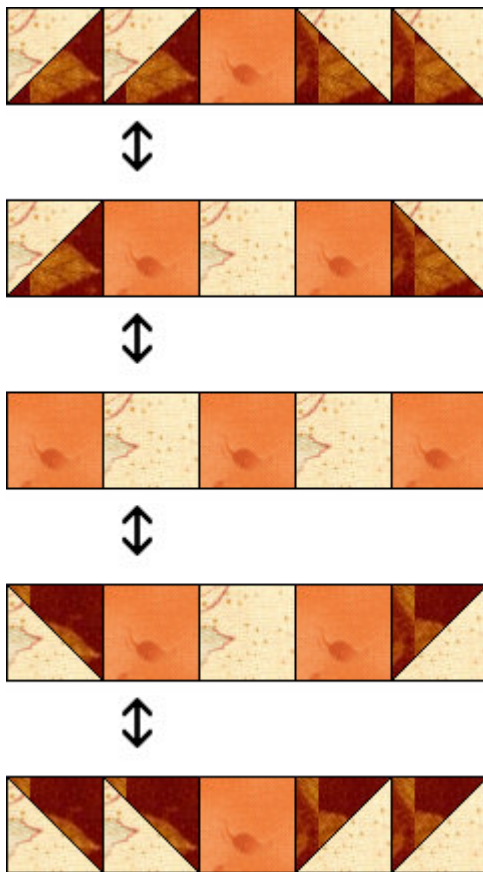


Cut 4 pieces 2 7/8" Square



Cut 9 pieces 2 7/8" Square

Take the 12 light triangles and the 12 dark triangles and sew together to make 12 units as shown.



Piece your block sewing the rows together from left to right first and then sew those rows together as shown.

© Copyright 2008 All rights reserved, Rebecca Kuck, St. Mary's, Ohio, USA. All quilt patterns and images are the property of Rebecca Kuck for The Golden Thimble. The pattern cannot be copied and distributed without my permission or displayed on websites or in any type of stores without my permission This pattern is not intended for commercial use in any form, and is provided only for home and personal use.