


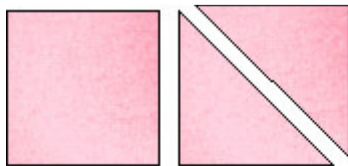
The Golden Thimble

<http://www.thegoldenthimble.com>



## Hopscotch

12" Finished Block




Cut 6 squares that are  $3 \frac{7}{8}$ " and then subcut these into 12 triangles




Cut 10 squares that are  $2 \frac{5}{8}$ "



Cut 10 squares that are  $2 \frac{5}{8}$ "

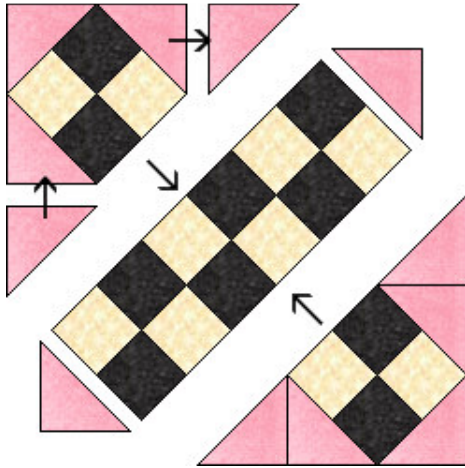


Using a  $\frac{1}{4}$ " seam allowance sew the squares together as shown making a total of 5 units. Press towards the dark side.



The Golden Thimble

<http://www.thegoldenthimble.com>



Using a 1/4" seam allowance sew your block together as shown. Press. Your block should now measure 12 1/2" unfinished.

