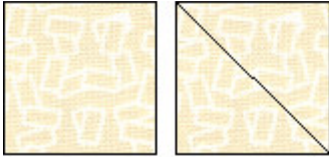


## Goose Tracks

Finished block measures  
12 in. high and 12 in. wide



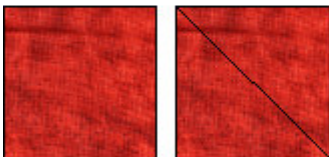
Cut 6 Squares that are  $2 \frac{7}{8}$  " and then subcut  
them into 12 triangles



Cut 4 pieces that are  $2 \frac{1}{2}$ " square



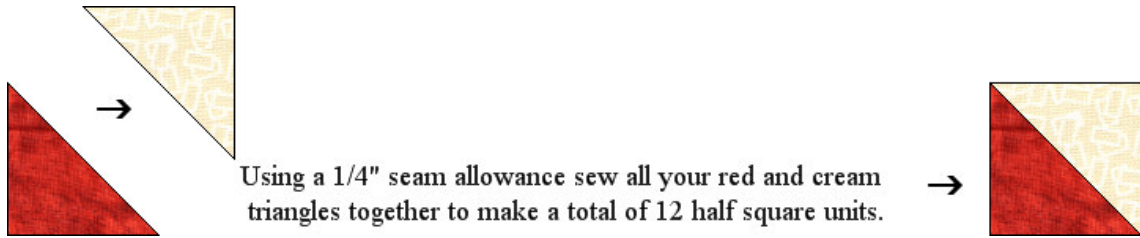
Cut 4 pieces that are  $4 \frac{1}{2}$ " square



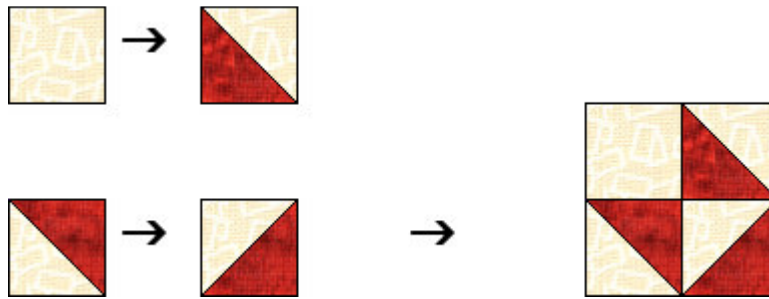
Cut 6 Squares that are  $2 \frac{7}{8}$  " and then subcut  
them into 12 triangles



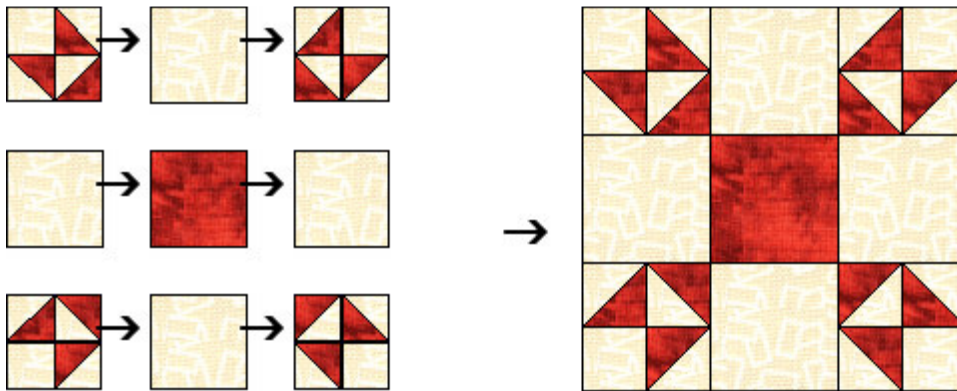
Cut 1 piece  $4 \frac{1}{2}$ " square



Using a 1/4" seam allowance sew all your red and cream triangles together to make a total of 12 half square units.



Using a 1/4" seam allowance sew your pieces together using the picture as your guide to make 4 total units.  
Press



Using a 1/4" seam sew all units together to form your Goose Tracks Block  
Your block should now measure 12 1/2" Unfinished!

© Copyright 2008 All rights reserved, Rebecca Kuck, St. Mary's, Ohio, USA. All quilt patterns and images are the property of Rebecca Kuck for The Golden Thimble. The pattern cannot be copied and distributed without my permission or displayed on websites or in any type of stores without my permission This pattern is not intended for commercial use in any form, and is provided only for home and personal use.