


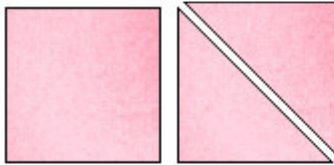
The Golden Thimble

<http://www.thegoldenthimble.com>



Goose Star

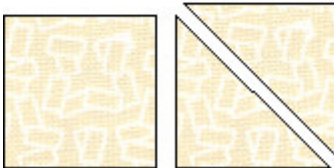
12" Finished Block



Cut 10 squares that are $3 \frac{7}{8}$ " and then subcut these into 20 triangles



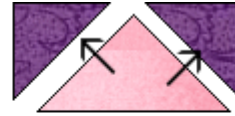
Cut 4 squares that are $4 \frac{1}{4}$ " and then subcut these into 16 triangles



Cut 2 squares that are $3 \frac{7}{8}$ " and then subcut these into 4 triangles



Using a 1/4" seam allowance
sew together to make 4 total
units




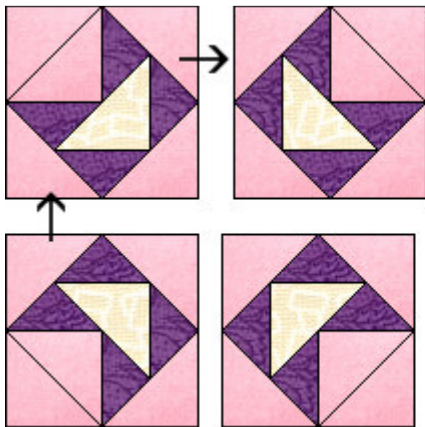

Using a 1/4" seam allowance
sew together to make 4 total
units



Using a 1/4" seam allowance, sew the two
geese units together using the picture as a
guide. Press



Using a 1/4" seam allowance you will sew
on the final pink triangles, first...sew on the
sides then press, then sew the top and
bottom and press. Trim up and press. Make
4 units



Using a 1/4" seam allowance , sew the 4 units
together making your block. Press

Your Block should now measure 12 1/2" by 12 1/2" unfinished!