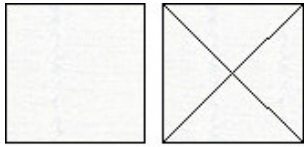


## Garden Square


12" Finished Block



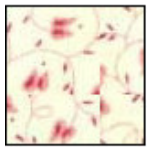
Cut 1 square at  $5 \frac{1}{4}$ " and then subcut this into 4 triangles



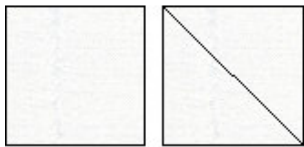
Cut 1 square  $3 \frac{3}{8}$ "




Cut 6 squares  $2 \frac{7}{8}$ " and then subcut these into 12 triangles



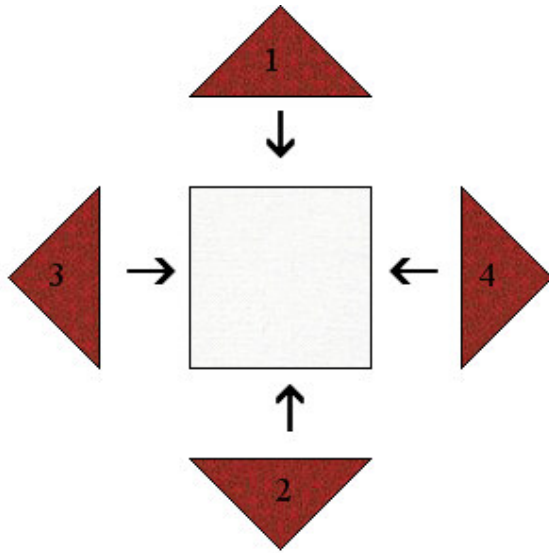
Cut 4 pieces  $2 \frac{1}{2}$ " High by  $4 \frac{1}{2}$ " Wide Rectangle



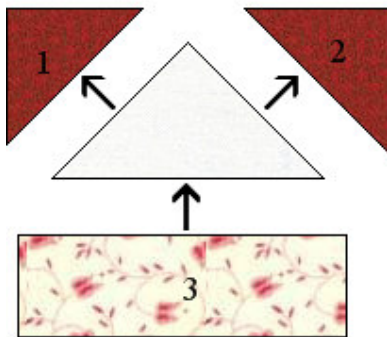
Cut 2 squares  $4 \frac{7}{8}$ " and then subcut these into 4 triangles



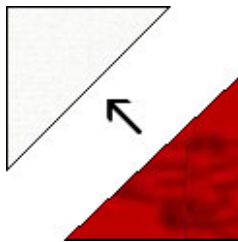
Cut 2 squares  $4 \frac{7}{8}$ " and then subcut these into 4 triangles



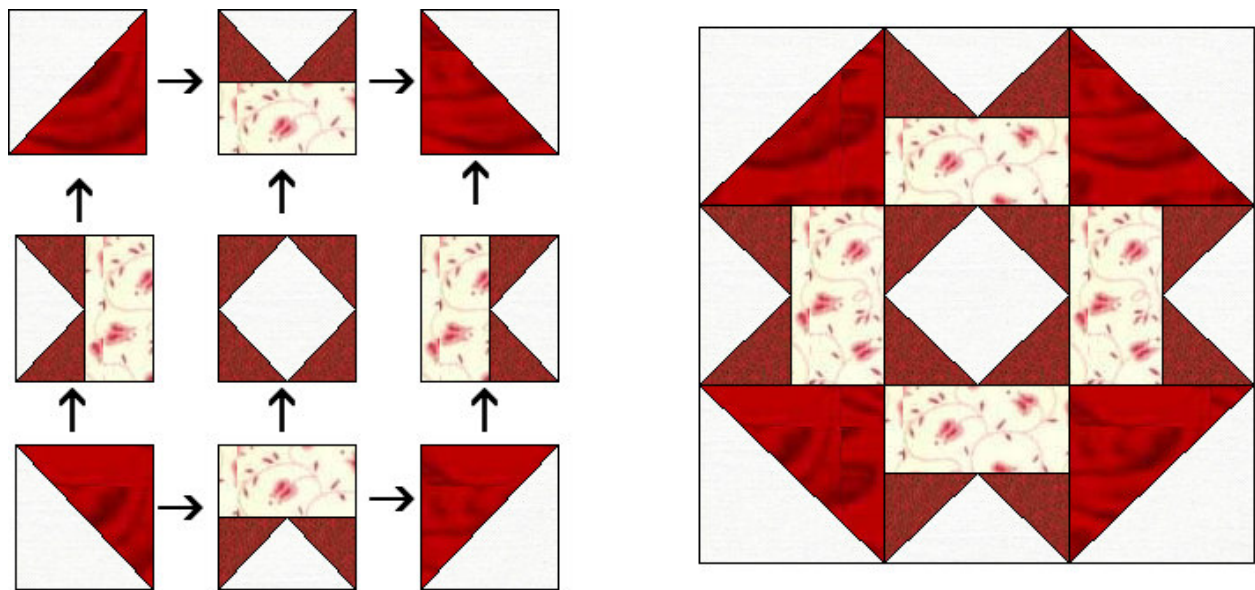
Using a 1/4" seam, sew 4 of the small dark red triangles to the center white square and press.



Using a 1/4" seam, sew the small red dark triangles to the small white triangles, press and then sew the floral rectangle onto the unit, and press. Make a total of 4 units and press



Using a 1/4" seam allowance sew the large white triangles to the large medium red triangles and press. Make 4 units



Your block should now measure 12 1/2" unfinished

© Copyright 2008 All rights reserved, Rebecca Kuck, St. Mary's, Ohio, USA. All quilt patterns and images are the property of Rebecca Kuck for The Golden Thimble. The pattern cannot be copied and distributed or displayed on websites without my permission. This pattern is not intended for commercial use in any form, and is provided only for home and personal use only.