


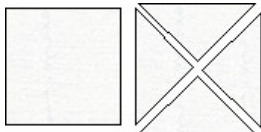
The Golden Thimble

<http://www.thegoldenthimble.com>



Fools Puzzle

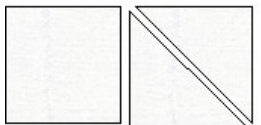
12" Finished Block



Cut 1 square 7 1/4" and then subcut this into 4 triangles



Cut 2 squares 7 1/4" and then subcut these into 8 triangles



Cut 4 squares that are 3 7/8" and then subcut these into 8 triangles




Instructions



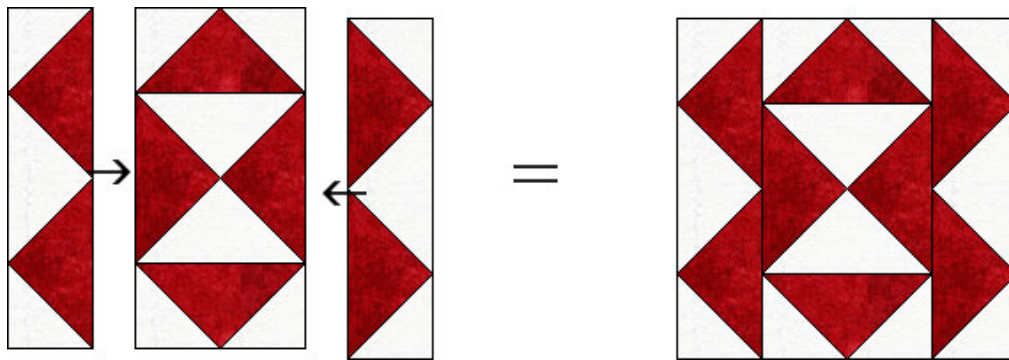
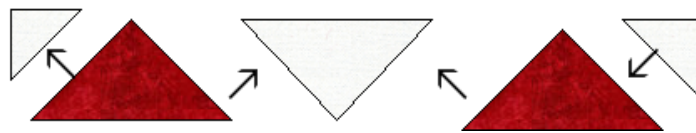
Using a scant 1/4" seam allowance, sew your center section together and press.



Using a scant $\frac{1}{4}$ " seam allowance, next sew the top and bottom geese units together and then sew to the center section as shown and press.



Using a scant $\frac{1}{4}$ " seam allowance sew your side section together using the picture as your guide. Press and then sew these sections onto the sides of the center section. Press. Your block should now measure $12 \frac{1}{2}$ " unfinished.



Patterns from The Golden Thimble cannot be copied and distributed or displayed on any websites or in any type of store without written permission. This pattern is not intended for commercial use in any form, and is provided only for home and personal use.