

Five Star

12" by 12" finished block




Cut 9 squares that are $2 \frac{7}{8}$ inches



Cut 4 squares that are $3 \frac{1}{4}$ inches and then subcut them into a total of 8 triangles



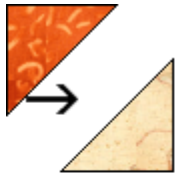
Cut 4 squares that are $2 \frac{7}{8}$ inches




Cut 4 squares that are $2 \frac{7}{8}$ inches




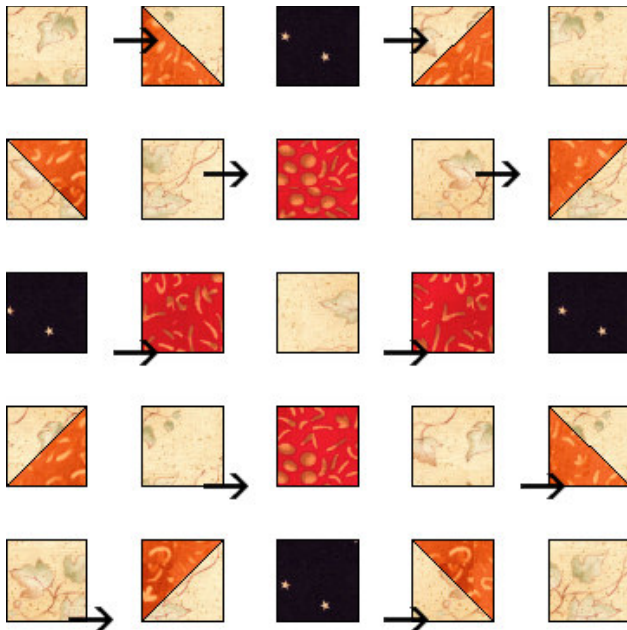
Cut 4 squares that are $3 \frac{1}{4}$ inches and then subcut them into a total of 8 triangles



Using a scant 1/4 inch seam, sew your light and medium triangles together to make a total of 8 half square triangles as shown.



Lay out all of your pieces and using a scant 1/4 inch seam, piece your block as shown and press



Watch your seam allowances on this one!

© Copyright 2008 All rights reserved, Rebecca Kuck, St. Mary's, Ohio, USA. All quilt patterns and images are the property of Rebecca Kuck for The Golden Thimble. The pattern cannot be copied and distributed without my permission or displayed on websites or in any type of stores without my permission This pattern is not intended for commercial use in any form, and is provided only for home and personal use.