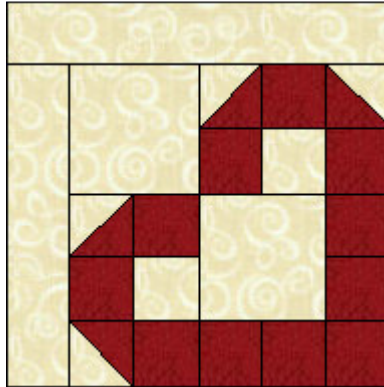


The Golden Thimble

<http://www.thegoldenthimble.com>



Corner Heart
9" Finished Block



Cut 2 squares that are 2 in.



Cut 2 squares that are 3 1/2 in.



Cut 2 squares that are 2 3/8 in. and then subcut these into 4 triangles



Cut 2 squares that are 2 3/8 in. and then subcut these into 4 triangles



Cut 11 squares that are 2 in.



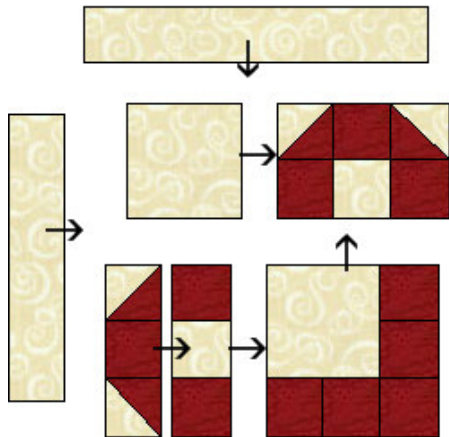
Cut one rectangle that is 2 in. High by 8 in. Wide



Cut one rectangle that is 2 in. High by 9 1/2 in. Wide




Using a 1/4" seam allowance sew your triangles together as shown. You will make a total of 4 sets of these half square triangle units.



Using a 1/4" seam allowance sew your block together using the picture as a guide. Always press towards the dark side.

Your block should now measure 9 1/2 in unfinished



20" Wallhanging

Make 4 blocks, flip the blocks then add a 2" border and 2" cornerstones for a pretty wall hanging!