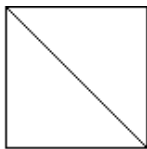




Candle in the Window


12" by 12" Finished Block





Cut 2 squares that measure $2 \frac{7}{8}$ " and then subcut these into 4 Triangles, you will only be using 3 of the triangles



Cut 1 square $2 \frac{1}{2}$ "

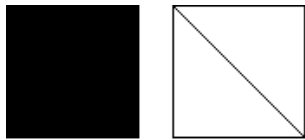


Cut one rectangle $2 \frac{1}{2}$ " by $6 \frac{1}{2}$ "

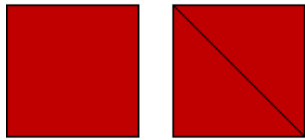


Cut 3 squares that are $2 \frac{7}{8}$ " and then subcut these into 6 triangles






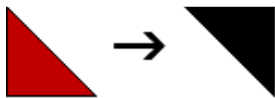
Cut 5 Squares that are $2 \frac{7}{8}$ " and then subcut into 10 triangles



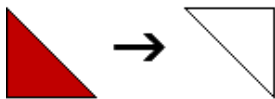
Cut 6 Squares that are $2 \frac{7}{8}$ " and then subcut into 12 triangles. You will only be using 11 of the triangles for this block




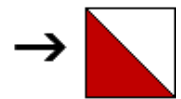
Basic Instructions





Using a $\frac{1}{4}$ " seam allowance sew the black and red triangles together making a total of 6 half square triangle units. Press



Using a $\frac{1}{4}$ " seam allowance sew the white and red triangles together making a total of 3 half square triangle units. Press



Using a $\frac{1}{4}$ " seam allowance sew the purple and red triangles together making a total of 2 half square triangle units. Press



Using a $\frac{1}{4}$ " seam allowance sew the purple and black triangles together making a total of 4 half square triangle units. Press






Take the 2 purple squares that are 2 1/2" and draw a diagonal line through the center. This will be your sewing line




Put the purple squares on both ends of the green rectangle and sew on the line. Trim to 1/4" and press.




You are now ready to build your block. Please watch your seam allowances on this block and take care to press gently!



Using a 1/4" seam allowance, sew your units together to form the Candle in the Window block as shown. Your block should now measure 10 1/2" by 10 1/2" unfinished



This is what a quilt would look like with this block in these colors



87" wide by 87" tall

36 copies of the block in the quilt

2" wide Black inner and outer sashings

3 Mitered borders that are 2" wide each, 2 Black and 1 Red

Red Binding

© Copyright 2008 All rights reserved, Rebecca Kuck, St. Mary's, Ohio, USA. All quilt patterns and images are the property of Rebecca Kuck for The Golden Thimble. The pattern cannot be copied and distributed without my permission or displayed on websites or in any type of stores without my permission This pattern is not intended for commercial use in any form, and is provided only for home and personal use.