


The Golden Thimble


<http://www.thegoldenthimble.com>



Buzzard's Roost  
12" Finished Block




Cut 4 squares that are  $3 \frac{7}{8}$ " and then subcut these into 8 triangles




Cut 1 square that is  $7 \frac{1}{4}$ " and then subcut these into 4 triangles. You will only need to use 2 of the triangles for this block.



Cut 1 square that is  $6 \frac{1}{2}$ "

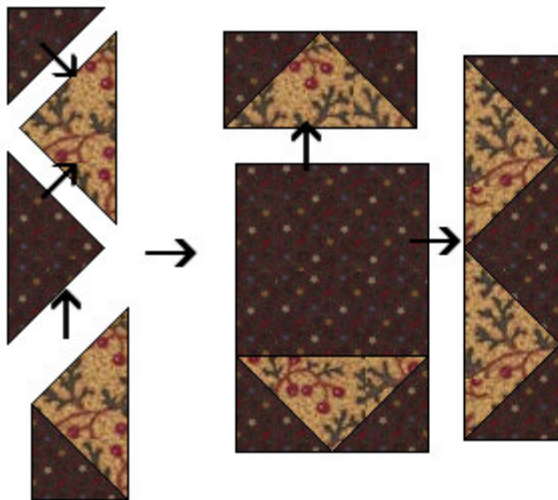


Cut 2 squares that are  $7 \frac{1}{4}$ " and then subcut these into 8 triangles. You will only need to use 6 of the triangles for this block.



Using a 1/4" seam allowance sew your geese together using the picture as a guide. Press.

You will make a total of 2 "geese" units for this block



Using a 1/4" seam allowance sew your side pieces together as shown. You will make a total of 2 side units

Sew the "geese and the center unit together, then sew the side units onto the center unit. Press