




The Golden Thimble


<http://www.thegoldenthimble.com>



Broken Pinwheel
12" Finished Block



Cut 4 squares that are $3 \frac{7}{8}$ " then
subcut these into 8 triangles



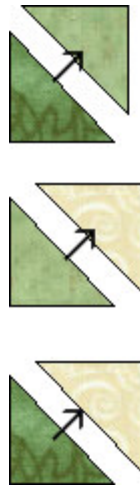
Cut 4 squares that are $3 \frac{7}{8}$ " then
subcut these into 8 triangles



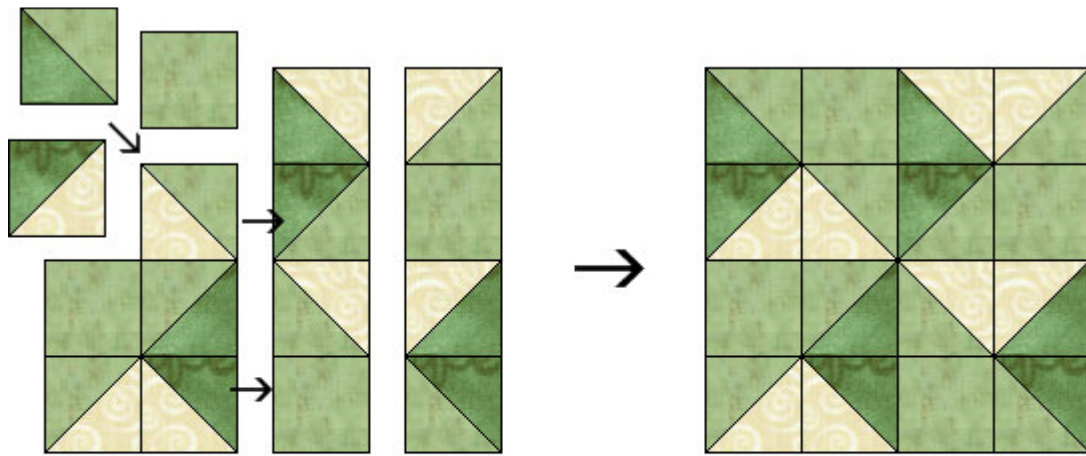
Cut 4 squares that are $3 \frac{7}{8}$ " then
subcut these into 8 triangles




Cut 4 squares that are $3 \frac{1}{2}$ "



Using a 1/4" seam allowance sew your triangles together making a total of 4 units of each color duo



Using a 1/4" seam allowance sew your block together as shown. Your block should now measure 12 1/2" unfinished.



Broken Pinwheel Quilt

74" by 74"

3 Borders each measuring 2" wide

2 dark green and 1 cream

Fabric Requirements:

2 1/8 yard of light green

2 1/4 yards of dark green

2 yards of cream

5/8 yard for binding that is 1" finished binding,

Cut 8 strips that are 2 1/2" wide by Width of Fabric

4 yards of backing fabric

Queen size batting