


The Golden Thimble

<http://www.thegoldenthimble.com>




Autumn Leaves

10" Finished Block




Cut four rectangles that are $1 \frac{7}{8}$ " by $4 \frac{3}{4}$ "



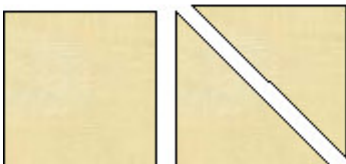
Cut 5 squares that are $1 \frac{7}{8}$ "



Cut four rectangles that are $1 \frac{7}{8}$ " by $3 \frac{3}{8}$ "



Cut 8 squares that are $2 \frac{1}{4}$ " and then subcut these into 16 triangles



Cut 8 squares that are $2 \frac{1}{4}$ " and then subcut these into 16 triangles

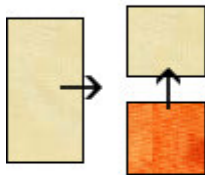


Cut 8 squares that are $1 \frac{7}{8}$ "

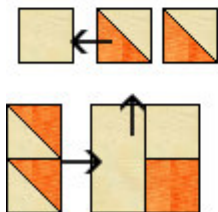
This block is sewn together using a scant $\frac{1}{4}$ " seam allowance. Please watch your seam allowance on this block!!!



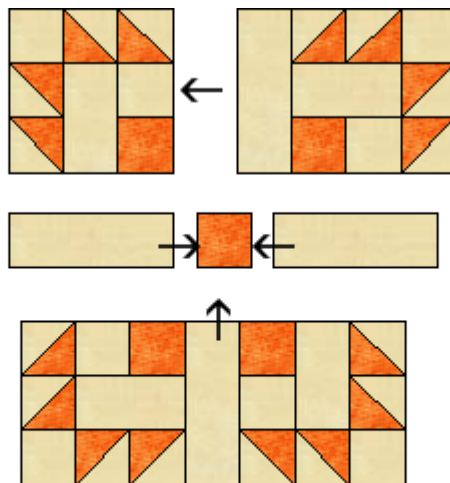
Using a SCANT $\frac{1}{4}$ " seam allowance, sew the light and dark triangles together making a total of 19 half square triangles. Press



Using a SCANT $\frac{1}{4}$ " seam allowance, sew the light and 4 of the dark squares together making a total of Units. Press



Using a SCANT $\frac{1}{4}$ " seam allowance, sew the half square triangles and units you just made together to make a "leaf" unit. You will make 4 of these leaf units. Press



Using a SCANT $\frac{1}{4}$ " seam allowance, sew the block together as shown. Press