




## Argyle Socks

12" Finished Block



Cut a square that is  $7 \frac{1}{4}$ "  
and then subcut into 4  
triangles.

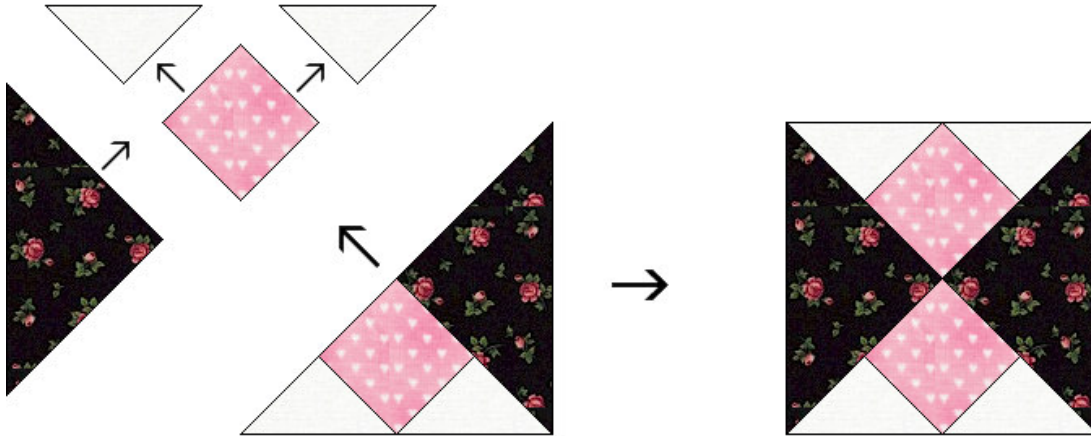


Cut 2 squares that are  $4 \frac{3}{4}$ "




Cut a square that is  $13 \frac{1}{4}$ "  
and then subcut into 4  
triangles. You will only be  
using 2 of the 4 triangles for  
one block!

Using a 1/4" seam allowance, sew your block together as shown, be careful when pressing your pieces as they are sewn as not to stretch the bias!



Your block will now measure 12 1/2" Unfinished!



***© Copyright 2008 All rights reserved, Rebecca Kuck, St. Mary's, Ohio, USA. All quilt patterns and images are the property of Rebecca Kuck for The Golden Thimble. The pattern cannot be copied and distributed without my permission or displayed on websites or in any type of stores without my permission This pattern is not intended for commercial use in any form, and is provided only for home and personal use.***